



Kentucky High School Athletic Association

2280 Executive Drive ° Lexington, KY 40505 ° www.khsaa.org ° (859)299-5472 (859)293-5999 (fax)

MEMORANDUM

To: Superintendent, Principal, and Athletic Director
Boone County High School

From: Brigid L. DeVries, Commissioner
Larry Boucher, Assistant Commissioner *LB*


Date: July 28, 2006

Subject: 2005-2006 Title IX Annual Report Forms Submission

Enclosed please find a copy of Form T-65, the 2005-2006 KHSAA Title IX Annual Report Submission Status Report. In addition, you may find an attachment with corrected copies of the forms submitted by your school personnel. Please review this information so the forms can be completed accurately in the future.

Also, KHSAA Audit Team Members may have requested resubmission of some of the 2005-2006 Annual Report Forms or need additional information on your athletic programs. Please submit this information by the date requested if this is applicable. Copies and all KHSAA Title IX documents must be kept current and included in your permanent Title IX File at the school. All documents are subject to Open Records Requests.

Should you need any further information, please do not hesitate to call anytime.



**KHSAA TITLE IX
ANNUAL REPORT SUBMISSION
STATUS REPORT
2005-2006**

KHSAA
Form T65 Revised 8/05

TO: KHSAA Member School Superintendents, Principals, and Athletic Directors

FROM: Brigid L. DeVries, Commissioner
Larry Boucher, Assistant Commissioner

DATE: 7/27/2006

School	Boone County	Reviewed by	Reba Woodall
--------	--------------	-------------	--------------

The following is a status report regarding the required 2005 - 2006 Title IX Annual Report submission of forms due into the KHSAA office by April 15, 2006. Appropriate KHSAA Audit Team personnel have reviewed these forms and the following is a summary of this review.

I. Checklist of Forms properly submitted in a satisfactory manner:

<input checked="" type="checkbox"/>	GE 19 (Annual Verification)		T-35 (Budget Expenses)
<input checked="" type="checkbox"/>	T-1 (Summary Program Chart 1)		T-36 (Budget Expenses)
<input checked="" type="checkbox"/>	T-2 (Summary Program Chart 2)	<input checked="" type="checkbox"/>	T-41 (Checklist – Overall Interscholastic Program)
	T-3 (Summary Program Chart 3)	<input checked="" type="checkbox"/>	T-60 (Corrective Action Plan)
<input checked="" type="checkbox"/>	T-4 (Summary Program Chart 4)		T-63 (Interscholastic Survey Results)

II. Status

A.		2005 – 2006 Forms are satisfactory and no further information or action is necessary at this time.
B.	<input checked="" type="checkbox"/>	Errors have been noted with respect to the following forms: T-35 and T-36 forms need to be filled out completely by the School's Title IX Coordinator.
C.	<input checked="" type="checkbox"/>	The following forms were omitted and must be submitted by school representatives: T-3 was omitted
D.	<input checked="" type="checkbox"/>	Other Recommendation and Comments: (1) The KHSAA feels that every Gender Equity Committee should have student athletes as productive members. (2) the KHSAA wants an 80% return rate on the student survey, form T-63. The school should address ways to improve the 72% return on form T-63. (3) On 5/3/06 the School Title IX Coordinator was called by the auditor and asked to send a copy of a completed T-3 form, and a T-35 and T-36 form filled out completely by the coordinator. The coordinator agreed to fax a copy of T-3, T-35 and T-36 as soon as possible. The fax was received on June 2, 2006. T-3 was returned completed but T-35 and T-36 were not filled out completely. The coordinator needs to fill out each space on T-35 and T-36 without sending attachments. This should be returned by August 31, 2006 to the KHSAA office.



**2005-2006 KENTUCKY HIGH SCHOOL ATHLETIC ASSOCIATION
ANNUAL VERIFICATION OF TITLE IX PROCEDURES
(To be submitted by April 15, 2006 along with other required forms)**

The BOONE COUNTY High School, FLORENCE, Kentucky
(Name of High School) (City)

certifies to the Kentucky High School Athletic Association that the following is an accurate and true representation of the facts surrounding compliance with 20 U.S.C. Sections 1681-1688, et. Seq. (also known as Title IX)

I certify the following provisions in accordance with records at the school contained in the permanent Title IX file, and to the best of my knowledge have completed the following tasks (All boxes must be checked).

Established a gender equity committee at the high school. (list committee personnel and provide attachment if necessary)

Name	Address	Phone	Title
Andrea Reeves	7056 Burlington Pike	(859) 282-5655	Teacher
Mary Birkenhauer	7056 Burlington Pike	(859) 282-5655	Teacher
Cathy Straub	same as above		Teacher
Michele Wehry	same as above		Teacher
Jay Mulcahy, Amber Bowen	same as above		Teacher
Mike Neuhaus	same as above		Asst. Principal

Scheduled a minimum of three meetings during the 2005-2006 school year on the following dates:
Wed. Sept. 14, Tues. Nov. 23, Tues. Feb. 7, Tues. March 7

Designated the following person(s) as the Title IX coordinator for the school:

Name	Title	Address	Phone
Jay Mulcahy	Athletic Director	7056 Burlington Pike	(859) 282-5655 ext. 4116

Designated the following person(s) as the Title IX coordinator for the District

Name	Title	Address	Phone
Cathy Reutman	Executive Director of Student Services		(859) 334-4455

School personnel are continuing to make periodic reviews of the boys' and girls' athletics program reflected in the Corrective Action Plan.

In addition to the above information, the above referenced school maintains a complete permanent file relative to Title IX records including copies of the self-assessment audit, all corrective action plans, and other related materials.

Peggy Prouse
Principal's Signature

3/27 20 06
Date

Ben Blawie
Superintendent Signature

Karen Boyd
School Board Chairpersons' Signature

(Send original copy to KHSAA - Maintain duplicate in Title IX school folder)

ACCOMMODATION OF INTERESTS AND ABILITIES
SUMMARY PROGRAM CHART 1

Participation Opportunities Test One

		(Column 1)	(Column 2)	(Column 3)	(Column 4)
	Program	Enrollment	Percentage of Total Enrollment	Number of Interscholastic Participants (double and triple count)	Percentage of Total Participation
Row 1	GIRLS	708	48.9%	254	43.4%
Row 2	BOYS	741	51.1%	331	56.6%
Row 3	Totals	1449	100%	585	100%

Instructions:

*Number of 8th grade students & below used in Column 3 and Column 4 calculations if applicable: 18

- Determine the total number of girls enrolled, (place in Row 1, Column 1). Determine the total number of boys enrolled, (place in Row 2, Column 1).
- Add the total number of girls and boys enrolled to determine total enrollment, (place in Row 3, Column 1).
- Calculate the percentage of total enrollment that is female. (Divide Row 1, Column 1 by row 3, Column 1 and place in Row 1, Column 2.) Calculate the percentage of total enrollment that is male. (Divide Row 2, Column 1 by Row 3, Column 1 and place in Row 2, Column 2.) Note: Row 1, Column 2 plus Row 2, Column 2 should total 100%.
- Ask the head coaches to review the most updated eligibility or squad lists for their teams. Ask coaches to confirm the names of those individuals who are on the team as of the first **date of competition**, and cross out the names of those who were cut from the team or quit the team prior to the first competitive event. Determine the total number of interscholastic athletics participants that are girls, (and place in Row 1, Column 3). In order to determine the total number of athletics participants, an individual should be counted each time he or she participates on a team. For example, if Jane Doe competes on the varsity volleyball team, the junior varsity volleyball team, the junior varsity basketball team, and the varsity softball team, she should be counted as four participants (**do not include club or intramural sports participants, cheerleaders, dance teams, or pom squads**). Calculate the same way for boys and girls. * In addition, should 8th grade students and below play on a Freshman, Junior Varsity, or Varsity team, they should also be counted for each team and sport on which they participate. If applicable, please asterisk the above notation as to how many 8th grade students & below are included in the totals. Using the same procedure, determine the total number of interscholastic athletic participants that are boys, (and place in Row 2, Column 3). Add Row 1, Column 3 plus Row 2, Column 3 to get total participants and place in Row 3, Column 3.
- Calculate the percentage of female participation. (Row 1, Column 3 divided by Row 3, Column 3 and place in Row 1, Column 4.) Calculate the percentage of male participation. (Row 2, Column 3 divided by Row 3, Column 3 and place in Row 2, Column 4.) Note: Row 1, Column 4 plus Row 2, Column 4 should total 100%.

Note: While being within three percent is not a formal compliance standard; if the percent listed in Row 1, Column 4 is within 3% of Row 1, Column 2, then it provides a good target within which compliance is likely.

Principal's Signature: Peggy Rowles Date: 3/27/06

ACCOMMODATION OF INTERESTS AND ABILITIES
SUMMARY PROGRAM CHART 2

Participation Opportunities Test Two

		Column 1	Column 2	Column 3	Column 4	Column 5
Program		Number of Teams Currently Offered	Number of Participants	Number of Teams Added Since the beginning of the 2001-2002 School Year	Number of Participants Added Since the beginning of the 2001-2002 School Year	Percent of Total Participation By Sex Added Since the beginning of the 2001-2002 School Year
GIRLS	Row 1	varsity:	9	136	2	20
	Row 2	j.v.:	4	81	0	0
	Row 3	frosh:	3	37	1	10
	Row 4	total:	16	254	3	30
BOYS	Row 5	varsity:	9	173	1	9
	Row 6	j.v.:	4	101	0	0
	Row 7	frosh:	3	57	0	0
	Row 8	total:	16	331	1	9

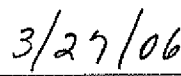
- 1) For Column 1, list the number of interscholastic teams offered for girls and boys at each competitive level (varsity, junior varsity, and freshman). For girls, total each of the entries in Rows 1, 2, and 3 into Row 4. For boys, total Rows 5, 6, and 7 into Row 8.
- 2) For Column 2, list the number of participants at each level. For girls, total each of the entries in Rows 1, 2, and 3 into Row 4. For boys, total Rows 5, 6, and 7 into Row 8. **Note:** The totals in Row 4 for girls and in Row 8 for boys must be the same as the totals in Form T-1, Column 3, Rows 1 and 2 respectively.
- 3) For Column 3, list the number of interscholastic teams that have been added in the last five years at each competitive level. Count each team added during the 5 year period only one time. e.g. Girl's junior varsity soccer was added 3 years ago, count the team only once, not 3 times. For girls, total the entries in Rows 1, 2, and 3 into Row 4. For boys, total Rows 5, 6, and 7 into Row 8.
- 4) For Column 4, list the number of participants that are currently on each level of the teams that were added in the last five years. If a team was added previously but no longer exists, there are no current participants to be added for that team. For girls, total the entries in Rows 1, 2, and 3 into Row 4. For boys, total Rows 5, 6, and 7 into Row 8.
- 5) For Column 5, calculate the percentage of participants that have been added in the last five years. For girls, take the number in Column 4, Row 4 and divide by the number in Column 2, Row 4. For boys, take the number in Column 4, Row 8 and divide it by the number in Column 2, Row 8.

Note: If the percentage of current participants added in the last five years is 25% or greater, compliance with test two may be possible. If less than 25%, then compliance with test three should be analyzed. **CAUTION:** 25% is not a formal compliance standard.

Principal's Signature: _____



Date: _____



2005-2006
ACCOMODATION OF INTERESTS AND ABILITIES
SUMMARY PROGRAM CHART 4

Levels of Competition Test One

		Column 1	Column 2	Column 3
Girls	Team Levels	Number of Teams Currently Offered	Number of Participants	Percentage of Participants at Each Level
Row 1	varsity:	9	136	53.5%
Row 2	j.v.:	4	81	31.9%
Row 3	frosh:	3	37	14.6%
Row 4	total:		254	100%
Boys				
Row 5	varsity:	9	173	52.3%
Row 6	j.v.:	4	101	30.5%
Row 7	frosh:	3	57	17.2%
Row 8	total:		331	100%

- 1) Column 1, list the number of interscholastic teams offered for girls and boys at each competitive level; varsity, junior varsity, and freshman. (Refer to Form T-2, Accommodation of Interests and Abilities, Summary Program Chart 2, Column 1.)
- 2) For Column 2, list the number of participants at each level. For girls, total the entries in Rows 1, 2, and 3 into Row 4. For boys, total the entries in Rows 5, 6, and 7 into Row 8. (Refer to Form T-2, Accommodation of Interests and Abilities, Summary Program Chart 2, Column 2.)
- 3) For Column 3, calculate the percentage of female and male participants at each level.
For girls' varsity, junior varsity, and frosh, respectively:
 - Divide Column 2, Row 1 by Column 2, Row 4, and place the percentage in Column 3, Row 1.
 - Divide Column 2, Row 2 by Column 2, Row 4, and place the percentage in Column 3, Row 2.
 - Divide Column 2, Row 3 by Column 2, Row 4, and place the percentage in Column 3, Row 3.
 -
 For boys' varsity, junior varsity, and frosh, respectively:
 - Divide Column 2, Row 5 by Column 2, Row 8, and place the percentage in Column 3, Row 5.
 - Divide Column 2, Row 6 by Column 2, Row 8, and place the percentage in Column 3, Row 6.
 - Divide Column 2, Row 7 by Column 2, Row 8, and place the percentage in Column 3, Row 7.

Principal's Signature: Peggy Rowako Date: 3/27/06

2005-2006
ACTUAL EXPENDITURES - PROGRAM COMPARISON CHART 1
TO INCLUDE BOOSTER CLUB FUNDING

	equipment and supplies		travel		awards		coaches' salaries (to include supplemental and extended employment; dollar amount needed)		facilities improvements		publications (if sport-specific)	
	Expenditures		Expenditures		Expenditures		Expenditures		Expenditures		Expenditures	
	School	Booster	School	Booster	School	Booster	School	Booster	School	Booster	School	Booster
G basketball												
B basketball												
G softball												
B baseball												
G cross country												
B cross country												
G golf												
B golf												
G soccer												
B soccer												
G swimming												
B swimming												

1. Total expenditures on T-35 and T-36 on the 2005-2006 year report due by April 15, 2006, should reflect the total monies spent (rounded off to nearest hundred) for the entire school year of 2004-2005 ending June 30, 2005.

2. Booster Club Funding/Contributions must be included in the expenditures total.

Principal's Signature: Peggy Parks Date: 3/27/06

**2005-2006
ACTUAL EXPENDITURES - PROGRAM COMPARISON CHART 2
TO INCLUDE BOOSTER CLUB FUNDING**

	equipment and supplies		travel		awards		coaches' salaries (to include supplemental and extended employment; dollar amount needed)		facilities improvements		publications (if sport-specific)	
	Expenditures		Expenditures		Expenditures		Expenditures		Expenditures		Expenditures	
	School	Booster	School	Booster	School	Booster	School	Booster	School	Booster	School	Booster
G track												
B track												
G tennis												
B tennis												
G volleyball												
B wrestling												
G (list sport)												
B football												
G (list sport)												
B (list sport)												

Total expenditures on T-35 and T-36 on the 2005-2006 year report due by April 15, 2006, should reflect the total monies spent (rounded off to nearest hundred) for the entire school year of 2004-2005 ending June 30, 2005.

Booster Club Funding/Contributions must be included in the expenditures total.

Indicate percentage of total expenditures for each gender:

Gender	TOTAL	Expenditures	SALARIES	Percentage
Boys	187,589.37	\$ 117,928.63	69,660.74	56.8%
Girls	142,666.35	\$ 96,483.82	46,182.53	43.2%
330	255.72	Total: \$ 214,412.45	115,843.27	100%

Principal's Signature: Peggy Brinko

Date: 3/27/06

JUNE- 2005

ATHLETICS

	<u>TRANSPORTATION</u>	<u>OFFICIALS</u>	<u>GATE HELP</u>	<u>GATE MONEY</u>	<u>FUNDRAISING</u>
ATH-ADMIN	1,050.00	4,375.00	1,460.00	111,936.65	15,292.69
ATH-BASEBALL	169.01	1,502.50		783.00	11,301.00
ATH-BASKETBALL-BOYS		2,456.00			24,042.00
ATH-BASKETBALL-GIRLS		4,152.50			20,477.00
ATH-CROSS COUNTRY-BOYS					240.00
ATH-CROSS COUNTRY-GIRLS					-0-
ATH-FOOTBALL	7,634.51	2,875.00	950.00		22,995.82
ATH-GOLF-BOYS					578.00
ATH-GOLF-GIRLS					691.50
ATH-SOCCER-BOYS		2,090.00			2,720.00
ATH-SOCCER-GIRLS	120.00	1,706.00			5,122.40
ATH-SOFTBALL		490.00			12,464.48
ATH-SWIMMING					4,150.00
ATH-TENNIS-BOYS					3,216.46
ATH-TENNIS-GIRLS					-0-
ATH-TRACK-BOYS		125.00			1,334.00
ATH-TRACK-GIRLS					1,069.00
ATH-VOLLEYBALL		1,012.00			10,863.55
CHEERLEADERS-FRESH					1,202.25
CHEERLEADERS-JV & VAR.					17,094.29
YEAR TO DATE TOTALS:	8,804.51	20,784.00	2,410.00	111,936.65	154,854.44

Boone County High School
Sports Salaries

SPORT	POSITION	INDEX	EXP.	DOLLARS SPENT
GIRLS CROSS COUNTRY	HEAD COACH	.08	19	\$3501.36
	HEAD VARSITY	.08	4	\$2547.84
GIRLS VOLLEYBALL	ASST. COACH	.06	1	\$1767.84
	FRESHMEN HEAD COACH	.06	2	\$1815.48
GIRLS SOCCER	HEAD COACH	.08	2	\$2420.64
	ASST. COACH	.06	4	\$1910.88
	HEAD COACH	.06	0	\$1720.20
	HEAD VARSITY	.19	26	\$9372.51
GIRLS GOLF	ASST. COACH	.12	7	\$4107.84
	FRESHMEN HEAD COACH	.12	15	\$4870.68
GIRLS TENNIS	HEAD COACH	.06	8	\$2101.56
	HEAD COACH	.08	19	\$3501.36
GIRLS TRACK & FIELD	ASST. COACH	.06	2	\$1815.48
	HEAD COACH	.08	9	\$2865.68
GIRLS FAST PITCH SB	ASST. COACH	.06	3	\$1863.18
				\$46,182.53
BOYS CROSS COUNTRY FOOTBALL	HEAD COACH	.08	7	\$2738.56
	HEAD COACH	.19	23	\$8919.55
	ASST. COACH	.12	0	\$3440.40
	ASST. COACH	.12	0	\$3440.40
	ASST. COACH	.12	5	\$3917.16
	ASST. COACH	.12	18	\$5156.64
	ASST. COACH	.12	11	\$4489.32
	ASST. COACH	.12	18	\$5156.64
	ASST. COACH	.12	13	\$4679.88
	FRESHMEN HEAD COACH	.12	8	\$4203.12
	FRESHMEN ASST. COACH	.12	3	\$2484.24
	HEAD COACH	.08	3	\$1863.18
	ASST. COACH	.06	8	\$2101.56
	HEAD COACH	.19	16	\$7862.77
BOYS SOCCER	ASST. COACH	.12	6	\$4012.44
	FRESHMEN HEAD COACH	.12	0	\$3440.40
	HEAD COACH	.06	13	\$2339.94
	HEAD COACH	.08	7	\$2738.56
BOYS GOLF	ASST. COACH	.06	3	\$1863.18
	HEAD COACH	.06	7	\$2738.56
BOYS BASKETBALL	ASST. COACH	.06	3	\$1863.18
	HEAD COACH	.08	7	\$2738.56
BOYS TENNIS	ASST. COACH	.06	0	\$1720.20
	HEAD COACH	.06		\$69,660.74
BOYS TRACK & FIELD	HEAD COACH	.06		
	ASST. COACH	.06		
BASEBALL	HEAD COACH	.08		
	ASST. COACH	.06		
GIRLS & BOYS SWIMMING	HEAD COACH	.06	0	\$1720.20

2005-2006 KHSAA TITLE IX ATHLETICS AUDIT

KHSAA
Form T41
Rev. 9/05

Checklist - Overall Interscholastic Athletics Program

DIRECTIONS:

For the Areas of Compliance (Opportunities and Benefits) listed on the left hand side of the page, place a checkmark under the appropriate column identifying whether your school provided an advantage to the Girls' Program, or to the Boys' Program or to Neither Program.

Areas of Compliance:	ADVANTAGE TO:		
	GIRLS' PROGRAM	BOYS' PROGRAM	NEITHER PROGRAM
OPPORTUNITIES			
Accommodation of Interest and Abilities			X
BENEFITS			
Equipment and Supplies			X
Scheduling of Games and Practice Time			X
Travel and Per Diem Allowances			X
Coaching			X
Locker Rooms, Practice and Competitive Facilities			X
Medical and Training Facilities and Services			X
Publicity			X
Support Services			X
Athletic Scholarships			NA
Tutoring			X
Housing and Dining Facilities and Services			NA
Recruitment of Student Athletes			NA

Principal's Signature: Peggy Brooks Date: 3/27/06

SCHOOL NAME

2005-2006
TITLE IX

Boone County High School

CORRECTIVE ACTION PLAN

DIRECTIONS:

1. For Column 1, indicate the intended area which needs corrective action in order to achieve gender equity. For Column 2, write the suggested change or activities that will correct the area in need of alteration. For Column 3, include the estimated completion date for the changes or activities.
2. It is possible to attain compliance with Title IX and no longer need "corrective" action. However, the KHSAA strongly encourages compliant schools to identify items for improvement (Column 1), activities to accomplish the improvement (Column 2) and a timetable for completion (Column 3) that will strengthen the athletic program.
3. You may copy this form as needed. Please attach corrective action plans along with audit forms and submit by April 15, 2006.

COLUMN 1 ITEM FOR CORRECTION/ IMPROVEMENT	COLUMN 2 SUGGESTED CHANGE/ ACTIVITIES	COLUMN 3 TIME TABLE FOR CORRECTIVE ACTION/ COMPLETION
Continue Monitoring All Programs	Monthly Meetings with all head coaching staff	Ongoing
improve Female Participation	Communicate Opportunities to all female students	2006 - 07 school year
Check possibility of adding Wrestling, Slow pitch softball, bowling	Investigate	2006 -07 school year

Principal's Signature: Peggy Brooks

Date: 3/27/06



**2005-2006 INTERSCHOLASTIC
ATHLETICS SURVEY
Summary of Student Responses**

Form T63
Rev. 9/05

School Name: BOONE COUNTY HIGH SCHOOL

School Enrollment: 1449 (SHOULD AGREE WITH FORM T-1)

Date: 3/27/06

Completed By: Jay Murcay Jay Mulaly

Instructions:

1. Summarize the Student Athletics Interest Surveys Form T-61 by listing the total number of responses on the line next to each sport.
2. Under the Other Category please provide a listing of the sports as well as the number of students who are interested in participating.
3. Please sign and date this Summary Form (T-63) and mail this Summary Form only to the KHSAA by April 15, 2006. Do not mail the student surveys (Form T-61). However, these Forms should be maintained in your files in the event they are requested subsequently.

1168 Number of Surveys

846 Total Returned (*A minimum of 80% return is expected*) ^{127%}

9-11 Grades Surveyed (*Should be grades 9-11 and 8th grade if school has a feeder system*)

How Was The Survey Administered? Advisee / Advisor
(e.g. was it given in all English classes, or all home rooms, or advisee/advisor?)

KHSAA Sanctioned Fall Sports (List Total Number of Participation Responses)

49 Cross Country (Girls)

26 Cross Country (Boys)

181 Football (Boys)

29 Golf (Girls)

48 Golf (Boys)

77 Soccer (Girls)

57 Soccer (Boys)

74 Volleyball (Girls)

76	Basketball (Girls)
147	Basketball (Boys)
51	Indoor Track (Girls)
50	Indoor Track (Boys)
64	Swimming & Diving (Girls)
27	Swimming & Diving (Boys)
82	Wrestling (Boys)

Spring Sport (*List Total Number of Participation Responses*)

113	Baseball (Boys)
47	Fast Pitch Softball (Girls)
48	Slow Pitch Softball (Girls)
96	Tennis (Girls)
33	Tennis (Boys)
63	Track (Girls)
79	Track (Boys)

Non-KHSAA Sanctioned Sports (*From Student Survey T-61 Question 10*)

152	Archery
84	Field Hockey
195	Bowling
24	Boys' Gymnastics
92	Girls' Gymnastics
133	Ice Hockey
106	Boys' Lacrosse
18	Girls' Lacrosse
32	Rifle
16	Rodeo
10	Boys' Volleyball
18	Water Polo
14	Weightlifting

Number of Students who participate in Intramural Sports
(*From Student Survey T-61 Question 5*)

<u>Sport</u>	<u>Number</u>
No School intramurals offered	
165 said yes to participation	
Top 4 sports were 1. Basketball 2. football	
3. softball 4. volleyball	

(From Student Survey T-61 Question 6)

<u>Sport</u>	<u>Number</u>
1. basketball	
2. baseball	
3. hockey	
4. volleyball	
5. wrestling	

Participation in Non-School Sports Activities

(From Student Survey T-61 Question 7)

<u>Sport</u>	<u>Number</u>
390 yes	
Basketball	
Football	
Hockey	
Baseball/softball	
Volleyball	

Reasons for not participating in interscholastic athletics

(From Survey Question 8)

- 79 I prefer other activities such as band, chorus, etc.
- 127 I don't have time
- 43 The practice schedules and game times are inconvenient
- 57 The sport I like isn't offered
- 56 It's too expensive
- 26 I prefer to participate in club or intramural sports
- 102 Working
- 134 Other:

Student Suggestions to encourage participation
Intramural opportunities

Debby Brooks
Principal's Signature

3/27/06
Date

Boone County High School

7056 BURLINGTON PIKE
FLORENCE, KENTUCKY 41042
PHONE 859-282-5655
FAX 859-282-5653

Donnie McFarland, Asst. Principal
Michael Neuhaus, Asst. Principal
George Floyd, Asst. Principal

Mrs. Peggy Brooks
Principal

Barbara Murdock, Counselor
Theresa Meyer, Counselor
Katie Parks, Counselor

FAX

DATE 6/2/06

Number of Pages including cover sheet 7

To: REBA WOODALL
KHSAA
ATTN: FAY ISSAC

From: JAY MULCAHY
ATH. DIRECTOR

Fax #: 1-859-293-5999

Re: _____

CC: _____

Remarks:

T3 returned
Completed

T35¹/₃₆ Still not
filled out in his
hand writing -
Sent attachments

**2005-2006
ACCOMMODATION OF INTERESTS AND ABILITIES
SUMMARY PROGRAM CHART 3**


KHSAA
Form T3
Rev. 9/05

Participation Opportunities Test Three

FOR ANY QUESTION ANSWERED "YES" IDENTIFY THE RESPECTIVE SPORT(S).

	GIRLS (Yes / No)		BOYS (Yes / No)
1. For a sport not currently played at the interscholastic level (varsity, junior varsity, or freshman) in your school, is there an intramural team offered for that sport?	NO		NO
2. For a sport <u>not</u> currently offered in your interscholastic athletics program, is there sufficient interest to form a viable interscholastic team based on participation on an intramural team or community recreation teams?	NO		NO
3. For a sport <u>not</u> currently offered, is there sufficient interest, based on your most recent Student Interest Survey, to form a viable interscholastic team based on student responses from the interscholastic survey? If yes, what sport?	YES - BOWLING		YES - WRESTLING
4. For a sport currently offered at the varsity level only, is there sufficient interest, based on your most recent Student Interest Survey, to form a viable team for a junior varsity or freshman team that is not currently offered?	NO		NO
5. For a sport currently offered at the junior varsity or freshman level is there sufficient interest, based on your most recent Student Interest Survey, to form a varsity team not currently offered?	NO		NO
6. If you answered YES to question (1), (2), (3), (4), or (5), are there enough high schools in your geographic area offering the sport (at the appropriate level) to allow for the development of a reasonable schedule of competition?	YES		YES

Principal's Signature: _____



Jay Mulcahy Athletic Director

Date: 6/1/06

**2005-2006
4300ACTUAL EXPENDITURES - PROGRAM COMPARISON CHART 2
TO INCLUDE BOOSTER CLUB FUNDING**

	equipment and supplies		travel		awards		coaches' salaries (to include supplemental and extended employment; dollar amount needed)		facilities improvements		publications (if sport-specific)	
	School	Booster	School	Booster	School	Booster	School	Booster	School	Booster	School	Booster
G track	7600				Ala.	Admin.	Please	See	None		None	
B track	4300				Provides	Letters &	Attached	Listing	None		None	
G tennis	800				Bars for	All sports			None		None	
B tennis	2100				All that	Earn.			None		None	
G volleyball	15300								None		None	
B wrestling	X											
G (list sport)	X								None		None	
B football	50800		7600						None		None	
G (list sport)	X											
B (list sport)	X											

1. Total expenditures on T-35 and T-36 on the 2005-2006 year report due by April 15, 2006, should reflect the total monies spent (rounded off to nearest hundred) for the entire school year of 2004-2005 ending June 30, 2005.
 2. Booster Club Funding/Contributions must be included in the expenditures total.

Indicate percentage of total expenditures for each gender:

Gender	Expenditures	Expenditures + salaries = total	Percentage
Boys	\$125,800	\$125,800 + 69,660.74 = 195,460.74	57.8%
Girls	\$96,500	\$96,500 + 46,182.53 = 142,682.53	42.2%
Total:	\$222,300	\$222,300 + 115,843.27 = 338,143.27	100%

Principal's Signature: [Signature] Date: 4/1/06
 Copyright 1999, Good Sports, Inc., Title IX and Gender Equity Specialists. All rights reserved.

**2005-2006
ACTUAL EXPENDITURES - PROGRAM COMPARISON CHART 1
TO INCLUDE BOOSTER CLUB FUNDING**

	equipment and supplies		travel		awards		coaches' salaries (to include supplemental and extended employment; dollar amount needed)	facilities improvements		publications (if sport-specific)	
	School	Booster	School	Booster	School	Booster		School	Booster	School	Booster
G basketball	29,300				Athletic	Admin.	Please	See	None		None
B basketball	28,900				Provides	Letters,	Attached	Listing -	None		None
G softball	25,100				& bars	For all	Could	Not fit.	None		None
B baseball	15,000		200		That earn	In all			None		None
G cross country	1200				Sports.				None		None
B cross country	2100								None		None
G golf	3000								None		None
B golf	2700								None		None
G soccer	10,100								None		None
B soccer	8,000								None		None
G swimming	4,100								None		None
B swimming	4,100								None		None

1. Total expenditures on T-35 and T-36 on the 2005-2006 year report due by April 15, 2006, should reflect the total monies spent (rounded off to nearest hundred) for the entire school year of 2004-2005 ending June 30, 2005.
 2. Booster Club Funding/Contributions must be included in the expenditures total.

Principal's Signature: *Ray DeWalt* Date: 6/1/06
 Copyright 1999, Good Sports, Inc., Title IX and Gender Equity Specialist. All rights reserved. ATT. DIR.

ATHLETICS

JUNE-2005

	<u>TRANSPORTATION</u>	<u>OFFICIALS</u>	<u>GATE HELP</u>	<u>GATE MONEY</u>	<u>FUNDRAISING</u>
ATH-ADMAN	1,050.00	4,375.00	1,460.00	111,936.65	15,292.69
ATH-BASEBALL	169.01	1,502.50			11,301.00
ATH-BASKETBALL-BOYS		2,456.00		783.00	24,042.00
ATH-BASKETBALL-GIRLS		4,152.50			20,477.00
ATH-CROSS COUNTRY-BOYS					240.00
ATH-CROSS COUNTRY-GIRLS					-0-
ATH-FOOTBALL	7,634.51	2,875.00	950.00		22,995.82
ATH-GOLF-BOYS					578.00
ATH-GOLF-GIRLS					691.50
ATH-SOCCER-BOYS		2,090.00			2,720.00
ATH-SOCCER-GIRLS	120.00	1,706.00			5,122.40
ATH-SOFTBALL		490.00			12,464.48
ATH-SWIMMING					4,150.00
ATH-TENNIS-BOYS					3,216.46
ATH-TENNIS-GIRLS					-0-
ATH-TRACK-BOYS		125.00			1,334.00
ATH-TRACK-GIRLS					1,069.00
ATH-VOLLEYBALL		1,012.00			10,863.55
CHEERLEADERS-FRESH					1,202.25
CHEERLEADERS-JV & VAR					17,094.29
YEAR TO DATE TOTALS:	8,804.51	20,784.00	2,410.00	111,936.65	154,854.44

MONTHLY ATHLETIC FINANCIAL REPORT

Month Ending: June 2005

School: Boone County High School

	INCOME		EXPENSES		Surplus or Deficit
	Budget	To Date Actual	Budget	To Date Actual	
ATH.-ADMINISTRATION	100,000.00	142,101.34	95,000.00	49,884.46	16,013.34
ATH.-FEES	11,000.00	11,672.00	11,000.00	-0-	3,522.00
ATH.-BASEBALL	15,000.00	14,913.17	14,000.00	15,014.21	2,833.96
ATH. BASKETBALL-BOYS	30,000.00	45,507.85	28,000.00	28,847.74	16,200.21
ATH.-BASKETBALL-GIRLS	45,000.00	40,123.36	40,000.00	29,296.59	17,113.47
ATH.-CROSS COUNTRY BOYS	5,000.00	2,068.02	4,000.00	2,113.65	1,389.37
ATH.-CROSS COUNTRY-GIRLS	5,000.00	360.16	4,000.00	1,180.00	615.16
ATH.-FOOTBALL	50,000.00	35,880.75	45,000.00	50,740.79	20,016.83
ATH.-GOLF-BOYS	2,000.00	2,373.87	1,900.00	2,736.94	2,571.93
ATH.-GOLF-GIRLS	2,000.00	2,715.87	1,900.00	3,007.87	2,766.00
ATH.-SOCCER-BOYS	10,000.00	4,346.71	8,000.00	7,984.03	739.40
ATH.-SOCCER-GIRLS	10,000.00	8,866.84	8,000.00	10,050.54	1,367.99
ATH.-SOFTBALL	15,000.00	31,035.12	14,000.00	25,088.57	975.43
ATH.-SWIMMING		5,778.48		8,190.62	1,022.86
ATH.-TENNIS-BOYS	1,000.00	4,280.95	900.00	2,127.71	3,088.24
ATH.-TENNIS-GIRLS	1,000.00	1,396.43	900.00	837.85	1,493.58
ATH.-TRACK-BOYS	5,000.00	4,614.08	4,500.00	4,268.25	2,280.83
ATH.-TRACK-GIRLS	5,000.00	5,405.07	4,500.00	7,595.51	-255.44
ATH.-VOLLEYBALL	10,000.00	15,911.93	9,000.00	15,331.58	2,969.35
CHEERLEADERS-FRESHMAN	6,000.00	6,460.37	5,000.00	765.05	3,546.58
CHEERLEADERS-JV & VARSITY	40,000.00	41,776.87	35,000.00	41,448.25	6,498.09
TOTALS	368,000.00	403,317.32	334,600.00	262,253.01	106,769.18

PEGGY BROOKS

PRINCIPAL

JAY MULCAHY

ATHLETIC DIRECTOR

Boone County High School

Donnie McFarland, Asst.
Michael Neuhaus, Asst. I
George Floyd, Asst. Prin

Barbara Murdoch, Counselor
Theresa Meyer, Counselor
Katie Parks, Counselor

*Copy of Boone County's
Returned T35 36
from yearly audit
request. Returned
June 14th so they
met the June 15th deadline.*

FAX

DATE 6/14/05

Number of Pages including cover sheet _____

To: K.H.S.A.A.

From: BOONE CO. HS

Fax #: 1 (859) 293-5999

Re: _____

CC: _____

Remarks:



**KHSAA TITLE IX
ANNUAL REPORT SUBMISSION
STATUS REPORT
2004-2005**

KHSAA
Form T65
Revised 4/05

TO: KHSAA Member School Superintendents, Principals, and Athletic Directors

FROM: Brigid L. DeVries, Commissioner
Larry Boucher, Assistant Commissioner

DATE: May 2, 2005

School	Boone County High School	Reviewed by	Reba Woodall
--------	--------------------------	-------------	--------------

The following is a status report regarding the required 2004 - 2005 Title IX Annual Report submission of forms due into the KHSAA office by April 15, 2005. Appropriate KHSAA Audit Team personnel have reviewed these forms and the following is a summary of this review.

I. Checklist of Forms properly submitted in a satisfactory manner:

✓	GE 19 (Annual Verification)		T-35 (Budget Expenses)
✓	T-1 (Summary Program Chart 1)		T-36 (Budget Expenses)
✓	T-2 (Summary Program Chart 2)	✓	T-41 (Checklist - Overall Interscholastic Program)
✓	T-3 (Summary Program Chart 3)	✓	T-60 (Corrective Action Plan)
	T-4 (Summary Program Chart 4)		

II. Status

A.		2004 - 2005 Forms are satisfactory and no further information or action is necessary at this time.
B.	✓	<p>Errors have been noted with respect to the following forms:</p> <ul style="list-style-type: none"> ▪ Form T-4 (Summary Program Chart 4) - School personnel did not total the number of participants for Row 4 and Row 8. A corrected copy of this form has been returned to you for placement in your permanent Title IX file to ensure proper submission in the future. ▪ Forms T-35 & T-36 (Budget Expenses) - Forms T-35 & T-36 were not correctly filled out. <p>Please resubmit completed Forms T-35 & T-36 to the KHSAA no later than June 15, 2005.</p>
C.		The following forms were omitted and must be submitted by school representatives:
D.	✓	<p>Other Recommendation and Comments:</p> <ul style="list-style-type: none"> ▪ It is recommended that students be placed on the Gender Equity Review Committee, and that they be active members of the Committee. ▪ Due to the status of "prime time" for girls in 2005-06, the inclusion of prime time improvement on your Corrective Action Plan (Form T-60) was the appropriate thing to do.

**2004-2005
BUDGETED AND ACTUAL EXPENDITURES - PROGRAM COMPARISON CHART
TO INCLUDE BOOSTER CLUB FUNDING**

	equipment and supplies	travel	awards	coaches' salaries (to include supplemental and extended employment)	facilities improvements	publications (if sport-specific)
	Expenditures	Expenditures	Expenditures	Expenditures	Expenditures	Expenditures
G basketball	38,399.09	3,116.44	B2 D SENIOR AWARDS	SEE ATTACHED		
B basketball	26,136.80	1281.41	B2 D SENIOR AWARDS	SEE ATTACHED		PROGRAM PAID FOR SEVERAL COMBINED
G softball	25,462.90		AWARDS	.19 - .12 - .12		
B baseball	13,498.33		AWARDS	.08 - .06 ASST.	NONE	
G cross country	2,756.09		AWARDS	.08 - .06 ASST.	OTHER TRAIL	
B cross country	5,013.45		AWARDS	.08	GRASS SEED,	
G golf	2,178.80		AWARDS	.08	FERTILIZER,	
B golf	479.78	574.98	AWARDS	.06	WEED CONTROL	
G soccer	11,696.18	240.00	AWARDS	.08 - .06 ASST.	ON OUTDOOR	
B soccer	9,736.36		AWARDS	.08 - .06 ASST.	FIELDS.	PROGRAM (PAYS FOR SEAT,
G swimming	N/A		AWARDS	.06	(ATH. ADMIN.)	PROGRAM (PAYS FOR SEAT,
B swimming	N/A		AWARDS	.06		

SEE ATTACHED (ADMINISTRATION)

SEE ATTACHED (INDEX)

- Total expenditures on T-35 and T-36 on the 2004-2005 year report due by April 15, 2005, should reflect the total monies spent (rounded off to nearest hundred) for the entire year of 2003-2004 ending June 30, 2004.
- Booster Club Funding/Contributions must be included in the expenditures total.

Principal's Signature: [Signature]
 Copyright 1999, Good Sports, Inc., Title IX and Gender Equity Specialists. All rights reserved.

Date: 3/28/05

**2004-2005
BUDGETED AND ACTUAL EXPENDITURES - PROGRAM COMPARISON CHART 2
TO INCLUDE BOOSTER CLUB FUNDING**

KHSAA
Form 736
REV. 10/04

Teams	equipment and supplies	travel	awards	coaches' salaries (to include supplemental and extended employment)	facilities improvements	publications (if sport-specific)
G track	SEE ATTACHMENT	SEE ATTACHMENT	SEE ATTACHMENT	SEE ATTACHMENT		
B track	4,072.92			.08 - .06 ASST.		
G tennis	2,722.35		AS STATISTICAL AWARDS (PAID BY SENIOR AWARDS - AS WEL)	.08 - .06 ASST.	NAVE	
B tennis	745.05			.06	OTHER TWAN	
G volleyball	1,568.34		SPETS	.06	GRASS SEED,	
B wrestling	146,396.13		AWARDS (PAID BY ATHLETIC ADMIN.)	.08 - .06 ASST.	FERT, WEED	PROGRAM (PAYS FOR)
G (list sport)	N/A			N/A	CONTROL OR	
B (Football)	42,604.29	3,685.28	RECEIVE LETTERS	.19 - .12 ASST.	OUTSIDE	
G (list sport)					FIELDS	PROGRAM (PAYS FOR SET F.)
B (list sport)					(ATHL. ADMIN.)	

SEE ATTACHMENT SEE ATTACHMENT SEE ATTACHMENT
 1. Total expenditures on T-35 and T-36 on the 2004-2005 year report due by April 15, 2005, should reflect the total monies spent (rounded off to nearest hundred) for the entire year of 2003-2004 ending June 30, 2004.
 2. Booster Club Funding/Contributions must be included in the expenditures total.
 3. Indicate percentage of total expenditures for each gender: Total Expenditures \$ 192,853.32 % for boys 93,445.29 % for girls 99,408.04

Principal's Signature: Debbie Burns Date: 3/28/05

Copyright 1999, Good Sports, Inc., Title IX and Gender Equity Specialists. All rights reserved.

**BOONE COUNTY SCHOOLS
MONTHLY ATHLETIC FINANCIAL REPORT**

APPENDIX E

School: Boone County High SchoolMonth Ending: June, 2004

	INCOME		EXPENSES		Surplus or Deficit
	Budget	To Date Actual	Budget	To Date Actual	
ATH.-ADMINISTRATION	100,000.00	132,669.85	95,000.00	119,893.40	12,776.45
ATH.-BASEBALL	15,000.00	15,170.30	14,000.00	13,498.33	1,672.17
ATH. BASKETBALL-BOYS	30,000.00	36,877.37	28,000.00	21,136.80	9,874.98
ATH.-BASKETBALL-GIRLS	45,000.00	53,075.44	40,000.00	38,399.09	14,676.35
ATH.-CROSS COUNTRY BOYS	5,000.00	6,841.47	4,000.00	5,013.45	1,828.02
ATH.-CROSS COUNTRY-GIRLS	5,000.00	3,116.25	4,000.00	2,756.09	360.16
ATH.-FEES (SPORTS)	11,000.00	11,716.00	11,000.00	11,716.00	0.00
ATH.-FOOTBALL	50,000.00	50,521.96	45,000.00	42,604.29	8,917.67
ATH.-GOLF-BOYS	2,000.00	3,897.22	1,900.00	2,178.80	1,718.42
ATH.-GOLF-GIRLS	2,000.00	2,504.15	1,900.00	479.78	2,024.37
ATH.-SOCCER-BOYS	10,000.00	11,087.76	8,000.00	9,736.36	1,351.40
ATH.-SOCCER-GIRLS	10,000.00	13,712.99	8,000.00	11,096.18	2,616.81
ATH.-SOFTBALL	15,000.00	27,834.50	14,000.00	25,462.90	2,371.60
ATH.-TENNIS-BOYS	1,000.00	3,266.49	900.00	1,568.34	1,697.95
ATH.-TENNIS-GIRLS	1,000.00	2,141.48	900.00	745.05	1,396.43
ATH.-TRACK-BOYS	5,000.00	4,820.43	4,500.00	2,722.35	2,080.08
ATH.-TRACK-GIRLS	5,000.00	7,218.89	4,500.00	4,072.82	3,146.07
ATH.-VOLLEYBALL	10,000.00	19,648.30	9,000.00	16,396.13	3,252.17
CHEERLEADERS-FRESHMAN	6,000.00	3,716.40	5,000.00	1,437.42	2,278.98
CHEERLEADERS-JV & VARSITY	40,000.00	35,371.93	35,000.00	28,297.13	7,075.10
TOTALS	368,000.00	445,209.18	334,600.00	359,210.71	81,115.18

PEGGY BROOKS

PRINCIPAL

JAY MULCAHY

ATHLETIC DIRECTOR

ATHLETICS

JUNE - 2004

	<u>TRANSPORTATION</u>	<u>OFFICIALS</u>	<u>GATE HELP</u>	<u>GATE MONEY</u>	<u>FUNDRAISING</u>
ATH-ADMIN	6,024.00	1,780.00	1,600.00	74,396.56	3,703.84
ATH-BASEBALL		1,739.50			13,272.75
ATH-BASKETBALL-BOYS	1,281.41	2,417.50			19,593.00
ATH-BASKETBALL-GIRLS	3,116.44	4,290.00			23,478.00
ATH-CROSS COUNTRY-BOYS					3,093.00
ATH-CROSS COUNTRY-GIRLS					435.00
ATH-FOOTBALL	3,685.28	2,235.00			25,739.93
ATH-GOLF-BOYS					997.00
ATH-GOLF-GIRLS					
ATH-SOCCER-BOYS	574.98	2,059.50			5,767.00
ATH-SOCCER-GIRLS	240.00	1,008.00			3,320.00
ATH-SOFTBALL		1,605.00			20,362.40
ATH-TENNIS-BOYS					1,284.00
ATH-TENNIS-GIRLS					405.90
ATH-TRACK-BOYS		200.00			
ATH-TRACK-GIRLS		1,020.00			1,451.00
ATH-VOLLEYBALL		2,021.00			9,172.13
CHEERLEADERS-FRESH					
CHEERLEADERS-JV & VAR	120.00				12,219.76
YEAR TO DATE TOTALS:	15,042.11	20,375.50	1,600.00	74,396.56	144,294.71

EXTRA DUTY SALARIES

POSITION	SALARY 2004-05	
Academic Team Sponsor - Elementary School	\$2,262	
Academic Team Sponsor - Middle	\$2,262	
Academic Team Sponsor - High School	\$2,432	
Annual Sponsor - Middle School	\$791	
Annual Sponsor - High School	\$1,131	
Athletic Director - Middle School	Index .07	
Athletic Director - High School	Index .14	
Band Director - Middle School	\$905	
Band Director - High School + 55 days	\$1,357	
Band, Assistant Director - High School + 20 days	\$679	
Baseball, Head Coach - High School	Index .08	
Baseball, Assistant Coach - High School	Index .06	
Boys Basketball Coordinator - Elementary School	<u>TEAMS</u>	<u>SALARY</u>
Girls Basketball Coordinator - Elementary School	8+	1,330
	7	1,189
	6	1,047
	5	905
	4	764
	3	622
	1-2	423
Basketball Intramural Director - Middle School	\$2,262 + \$109/team over 20 teams. Maximum salary of \$3,286	
Basketball, 6th Grade Coach - Boys	Index .07	
Basketball, 6th Grade Coach - Girls	Index .07	
Basketball, 7th Grade Coach - Boys	Index .07	
Basketball, 7th Grade Coach - Girls	Index .07	
Basketball, 8th grade Coach - Boys	Index .07	
Basketball, 8th Grade Coach - Girls	Index .07	
Basketball, Head Coach Freshman - Boys	Index .12	see page 11
Basketball, Head Coach Freshman - Girls	Index .12	see page 11
Basketball, Head Coach Varsity - Boys	Index .19	see page 11
Basketball, Head Coach Varsity - Girls	Index .19	see page 11
Basketball, Assistant Coach Varsity - Boys	Index .12	see page 11
Basketball, Assistant Coach Varsity - Girls	Index .12	see page 11
Cheerleader, Elementary Sponsor	\$567	
Cheerleader, 6th Grade Sponsor	\$679	
Cheerleader, 7th Grade Sponsor	\$679	
Cheerleader, 8th Grade Sponsor	\$679	
Cheerleader, Freshman Sponsor	\$848	
Cheerleader, JV Sponsor	\$1,131	
Cheerleader, Varsity Sponsor	\$1,698	

POSITION	SALARY 2004-05
Choral Director - High School	\$1,963
Cluster Leader (Title VI Federal Grant Funds)	\$412
College, Career & Tech Ed Coordinator (Perkins Grant)	\$1,236
Cross Country, Head Coach - High School, Boys	Index .08
Cross Country, Head Coach - High School, Girls	Index .08
Dramatics Coach - Middle School	\$679
Dramatics Coach - High School	\$848
Drill Team Sponsor - Middle School	\$679
Drill Team Sponsor - High School	\$905
Football, Head Coach Freshman	Index .12
Football, Assistant Coach Freshman	Index .10
Football, Head Coach Varsity	Index .19
Football, Assistant Coach Varsity	Index .12
Forensics Coach - High School	\$679
Golf, Head Coach - High School - Boys	Index .06
Golf, Head Coach - High School - Girls	Index .06
School Technology Coordinator	\$796
Senior Class Sponsor - High School	\$962
Soccer, Head Coach - High School - Boys	Index .08
Soccer, Head Coach - High School - Girls	Index .08
Soccer, Assistant Coach - High School - Boys	Index .06
Soccer, Assistant Coach - High School - Girls	Index .06
Softball, Head Coach - High School - Girls	Index .08
Softball, Assistant Coach - High School - Girls	Index .06
Speech Coach - Middle School	\$567
Speech Coach - High School	\$791
Student Council Sponsor - Middle School	\$567
Student Council Sponsor - High School	\$962
Swim Coach - High School	Index .06
Team Leader - \$110 per teacher allocated	Determined by Principal
Tennis, Head Coach - High School - Boys	Index .06
Tennis, Head Coach - High School - Girls	Index .06
Track, Head Coach - High School - Boys	Index .08
Track, Head Coach - High School - Girls	Index .08
Track, Assistant Coach - High School - Boys	Index .06
Track, Assistant Coach - High School - Girls	Index .06
Volleyball, Freshman Head Coach	Index .06
Volleyball, Head Coach - High School	Index .08
Volleyball, Head Coach - Middle School	Index .07
Volleyball, Assistant Coach - High School	Index .06
Weight Program Coordinator	Index .08

POSITION	SALARY 2004-05
Wrestling, Head Coach – High School	Index .14
Wrestling, Assistant Coach – High School	Index .08

NOTE: All coaching salaries shall be determined by applying the index to the Rank III salary schedule for the number of years coaching experience in the position employed.

Assistant coaches may be used only in sports for which assistants are designated and then only when the number of students exceed 15 in actual participation.

EXTRA DUTY PURCHASED POSITIONS

POSITION	SALARY 2004-05
Competition Cheerleading Sponsor	\$1,698
Elementary Club Sponsor	\$206
Lead Teacher	\$2,060
Private Lessons Instructor for Band	Variable pay based on students instructed
Web Site Designer	\$1,030
Winterguard Band Assistant	\$1,648
Winter Percussion Band Assistant	\$1,751

EXTENDED SCHOOL SERVICES

<u>ESS Coordinator</u>	Paid at \$21.21 per hour – not to exceed 5% of ESS school budget
<u>Summer School Coordinator</u> (Grant)	Paid at \$21.21 per hour – not to exceed \$2,060
<u>ESS Tutor (Certified)</u>	\$21.21 per hour
<u>LEP Tutor (Certified)</u>	\$21.21 per hour
<u>Summer School Tutors:</u> LEP, Preschool, Special Ed	\$21.21 per hour
<u>ESS Substitute Teacher</u> (Used as Tutor – BA degree)	\$15.97 per hour

BOONE COUNTY SCHOOLS

MO

Boone County High School

June, 2004

Copy of Boone County's T35:36 from 2004-05 yearly Audit

	Bu			Date Actual	Surplus or Deficit
ATH.-ADMINISTRATION	100,0			19,893.40	12,776.45
ATH.-BASEBALL	15,0			13,498.33	1,672.17
ATH. BASKETBALL-BOYS	30,0			1,136.80	9,874.98
ATH.-BASKETBALL-GIRLS	45,0			3,399.09	14,676.35
ATH.-CROSS COUNTRY BOYS	5,006.00	6,841.47	4,000.00	5,013.45	1,828.02
ATH.-CROSS COUNTRY-GIRLS	5,000.00	3,116.25	4,000.00	2,756.09	360.16
ATH.-FEES (SPORTS)	11,000.00	11,716.00	11,000.00	11,716.00	0.00
ATH.-FOOTBALL	50,000.00	50,521.96	45,000.00	42,604.29	8,917.67
ATH.-GOLF-BOYS	2,000.00	3,897.22	1,900.00	2,178.80	1,718.42
ATH.-GOLF-GIRLS	2,000.00	2,504.15	1,900.00	479.78	2,024.37
ATH.-SOCCER-BOYS	10,000.00	11,087.76	8,000.00	9,736.36	1,351.40
ATH.-SOCCER-GIRLS	10,000.00	13,712.99	8,000.00	11,096.18	2,616.81
ATH.-SOFTBALL	15,000.00	27,834.50	14,000.00	25,462.90	2,371.60
ATH.-TENNIS-BOYS	1,000.00	3,266.49	900.00	1,568.34	1,697.95
ATH.-TENNIS-GIRLS	1,000.00	2,141.48	900.00	745.05	1,396.43
ATH.-TRACK-BOYS	5,000.00	4,820.43	4,500.00	2,722.35	2,080.08
ATH.-TRACK-GIRLS	5,000.00	7,218.89	4,500.00	4,072.82	3,146.07
ATH.-VOLLEYBALL	10,000.00	19,648.30	9,000.00	16,396.13	3,252.17
CHEERLEADERS-FRESHMAN	6,000.00	3,716.40	5,000.00	1,437.42	2,278.98
CHEERLEADERS-JV & VARSITY	40,000.00	35,371.93	35,000.00	28,297.13	7,075.10
TOTALS	368,000.00	445,209.18	334,600.00	359,210.71	81,115.18

PEGGY BROOKS

PRINCIPAL

JAY MULCAHY

ATHLETIC DIRECTOR

ATHLETICS

JUNE - 2004

	<u>TRANSPORTATION</u>	<u>OFFICIALS</u>	<u>GATE HELP</u>	<u>GATE MONEY</u>	<u>FUNDRAISING</u>
ATH-ADMIN	6,024.00	1,780.00	1,600.00	74,396.56	3,703.84
ATH-BASEBALL		1,739.50			13,272.75
ATH-BASKETBALL-BOYS	1,281.41	2,417.50			19,593.00
ATH-BASKETBALL-GIRLS	3,116.44	4,290.00			23,478.00
ATH-CROSS COUNTRY-BOYS					3,093.00
ATH-CROSS COUNTRY-GIRLS					435.00
ATH-FOOTBALL	3,685.28	2,235.00			25,739.93
ATH-GOLF-BOYS					997.00
ATH-GOLF-GIRLS					
ATH-SOCCER-BOYS	574.98	2,059.50			5,767.00
ATH-SOCCER-GIRLS	240.00	1,008.00			3,320.00
ATH-SOFTBALL		1,605.00			20,362.40
ATH-TENNIS-BOYS					1,284.00
ATH-TENNIS-GIRLS					405.90
ATH-TRACK-BOYS		200.00			
ATH-TRACK-GIRLS		1,020.00			1,451.00
ATH-VOLLEYBALL		2,021.00			9,172.13
CHEERLEADERS-FRESH					
CHEERLEADERS-JV & VAR	120.00				12,219.76
YEAR TO DATE TOTALS:	15,042.11	20,375.50	1,600.00	74,396.56	144,294.71

EXTRA DUTY SALARIES

POSITION	SALARY 2004-05	
Academic Team Sponsor - Elementary School	\$2,262	
Academic Team Sponsor - Middle	\$2,262	
Academic Team Sponsor - High School	\$2,432	
Annual Sponsor - Middle School	\$791	
Annual Sponsor - High School	\$1,131	
Athletic Director - Middle School	Index .07	
Athletic Director - High School	Index .14	
Band Director - Middle School	\$905	
Band Director - High School	+ 55 days	\$1,357
Band, Assistant Director - High School	+ 20 days	\$679
Baseball, Head Coach - High School	Index .08	
Baseball, Assistant Coach - High School	Index .06	
Boys Basketball Coordinator - Elementary School	<u>TEAMS</u>	<u>SALARY</u>
Girls Basketball Coordinator - Elementary School	8+	1,330
	7	1,189
	6	1,047
	5	905
	4	764
	3	622
	1-2	423
Basketball Intramural Director - Middle School	\$2,262 + \$109/team over 20 teams. Maximum salary of \$3,286	
Basketball, 6th Grade Coach - Boys	Index .07	
Basketball, 6th Grade Coach - Girls	Index .07	
Basketball, 7th Grade Coach - Boys	Index .07	
Basketball, 7th Grade Coach - Girls	Index .07	
Basketball, 8th grade Coach - Boys	Index .07	
Basketball, 8th Grade Coach - Girls	Index .07	
Basketball, Head Coach Freshman - Boys	Index .12	see page 11
Basketball, Head Coach Freshman - Girls	Index .12	see page 11
Basketball, Head Coach Varsity - Boys	Index .19	see page 11
Basketball, Head Coach Varsity - Girls	Index .19	see page 11
Basketball, Assistant Coach Varsity - Boys	Index .12	see page 11
Basketball, Assistant Coach Varsity - Girls	Index .12	see page 11
Cheerleader, Elementary Sponsor	\$567	
Cheerleader, 6th Grade Sponsor	\$679	
Cheerleader, 7th Grade Sponsor	\$679	
Cheerleader, 8th Grade Sponsor	\$679	
Cheerleader, Freshman Sponsor	\$848	
Cheerleader, JV Sponsor	\$1,131	
Cheerleader, Varsity Sponsor	\$1,698	

POSITION	SALARY 2004-05
Choral Director – High School	\$1,963
Cluster Leader (Title VI Federal Grant Funds)	\$412
College, Career & Tech Ed Coordinator (Perkins Grant)	\$1,236
Cross Country, Head Coach - High School, Boys	Index .08
Cross County, Head Coach – High School, Girls	Index .08
Dramatics Coach - Middle School	\$679
Dramatics Coach - High School	\$848
Drill Team Sponsor - Middle School	\$679
Drill Team Sponsor - High School	\$905
Football, Head Coach Freshman	Index .12 see page 11
Football, Assistant Coach Freshman	Index .10
Football, Head Coach Varsity	Index .19 see page 11
Football, Assistant Coach Varsity	Index .12 see page 11
Forensics Coach - High School	\$679
Golf, Head Coach - High School - Boys	Index .06
Golf, Head Coach - High School - Girls	Index .06
School Technology Coordinator	\$796
Senior Class Sponsor - High School	\$962
Soccer, Head Coach - High School - Boys	Index .08
Soccer, Head Coach - High School - Girls	Index .08
Soccer, Assistant Coach - High School - Boys	Index .06
Soccer, Assistant Coach - High School - Girls	Index .06
Softball, Head Coach - High School - Girls	Index .08
Softball, Assistant Coach - High School - Girls	Index .06
Speech Coach - Middle School	\$567
Speech Coach - High School	\$791
Student Council Sponsor - Middle School	\$567
Student Council Sponsor - High School	\$962
Swim Coach - High School	Index .06
Team Leader - \$110 per teacher allocated	Determined by Principal
Tennis, Head Coach – High School - Boys	Index .06
Tennis, Head Coach – High School – Girls	Index .06
Track, Head Coach – High School – Boys	Index .08
Track, Head Coach – High School – Girls	Index .08
Track, Assistant Coach – High School – Boys	Index .06
Track, Assistant Coach – High School – Girls	Index .06
Volleyball, Freshman Head Coach	Index .06
Volleyball, Head Coach – High School	Index .08
Volleyball, Head Coach – Middle School	Index .07
Volleyball, Assistant Coach – High School	Index .06
Weight Program Coordinator	Index .08

POSITION	SALARY 2004-05
Wrestling, Head Coach – High School	Index .14
Wrestling, Assistant Coach – High School	Index .08

NOTE: All coaching salaries shall be determined by applying the index to the Rank III salary schedule for the number of years coaching experience in the position employed.

Assistant coaches may be used only in sports for which assistants are designated and then only when the number of students exceed 15 in actual participation.

EXTRA DUTY PURCHASED POSITIONS

POSITION	SALARY 2004-05
Competition Cheerleading Sponsor	\$1,698
Elementary Club Sponsor	\$206
Lead Teacher	\$2,060
Private Lessons Instructor for Band	Variable pay based on students instructed
Web Site Designer	\$1,030
Winterguard Band Assistant	\$1,648
Winter Percussion Band Assistant	\$1,751

EXTENDED SCHOOL SERVICES

<u>ESS Coordinator</u>	Paid at \$21.21 per hour – not to exceed 5% of ESS school budget
<u>Summer School Coordinator</u> (Grant)	Paid at \$21.21 per hour – not to exceed \$2,060
<u>ESS Tutor (Certified)</u>	\$21.21 per hour
<u>LEP Tutor (Certified)</u>	\$21.21 per hour
<u>Summer School Tutors:</u> LEP, Preschool, Special Ed	\$21.21 per hour
<u>ESS Substitute Teacher</u> (Used as Tutor – BA degree)	\$15.97 per hour

**2004-2005
BUDGETED AND ACTUAL EXPENDITURES - PROGRAM COMPARISON CHART 2
TO INCLUDE BOOSTER CLUB FUNDING**

Teams	equipment and supplies	travel	awards	coaches' salaries (to include supplemental and extended employment)	facilities improvements	publications (if sport-specific)
	Expenditures	Expenditures	Expenditures	Expenditures	Expenditures	Expenditures
G track						
B track						
G tennis						
B tennis						
G volleyball						
B wrestling						
G (list sport)						
B (football)						
G (list sport)						
B (list sport)						

- Total expenditures on T-35 and T-36 on the 2004-2005 year report due by April 15, 2005, should reflect the total monies spent (rounded off to nearest hundred) for the entire year of 2003-2004 ending June 30, 2004.
- Booster Club Funding/Contributions must be included in the expenditures total. 93,445.29 99,408.04
- Indicate percentage of total expenditures for each gender: Total Expenditures \$ 192,853.32 % for boys 48.5% % for girls 51.5%

Principal's Signature: Debbie Burke Date: 3/28/05

BUDGETED AND ACTUAL EXPENDITURES - PROGRAM COMPARISON CHART
TO INCLUDE BOOSTER CLUB FUNDING

2004-2005

KHSAA
 Form 135
 REV. 10/04

	equipment and supplies	travel	awards	coaches' salaries (to include supplemental and extended employment)	facilities improvements	publications (if sport-specific)
G basketball	Expenditures	Expenditures	Expenditures	Expenditures	Expenditures	Expenditures
B basketball						
G softball						
B baseball						
G cross country						
B cross country						
G golf						
B golf						
G soccer						
B soccer						
G swimming						
B swimming						

- Total expenditures on T-35 and T-36 on the 2004-2005 year report due by April 15, 2005, should reflect the total monies spent (rounded off to nearest hundred) for the entire year of 2003-2004 ending June 30, 2004.
- Booster Club Funding/Contributions must be included in the expenditures total.

Principal's Signature: Peter Rowles
 1999, Good Sports, Inc. Title IX and Gender Equity Specialists. All rights reserved.

Date: 3/28/05